



APR 12 2023



Swimming New Zealand



Hawkes Bay Region... Hawkes Bay, New Ze...

100m Freestyle Wome... Heat

2023 Apollo Projects NZ Age Group Swimming Championsh...

Points Swimmers Files Scoreboard




















Session 1 Wed   09:10 AM	Session 2 Wed   05:40 PM	Session 3 Thu   09:10 AM	Session 4 Thu   05:40 PM	Session 5 Fri   <b>LIVE</b>	Session 6 Fri   05:40 PM	Session 7 Sat   09:10 AM	Session 8 Sat   05:40 PM
-----------------------------	-----------------------------	-----------------------------	-----------------------------	--------------------------------	-----------------------------	-----------------------------	-----------------------------




















Session 5   Friday 09:10 AM		
18	09:10 AM	200m Backstroke Men Heat
19	09:30 AM	200m Backstroke Women ...
20	09:50 AM	400m Individual Medley M...
21	10:26 AM	400m Individual Medley W...
107	10:57 AM	100m Freestyle Men Multi-...
108	10:59 AM	100m Freestyle ... <b>LIVE</b>
22	11:01 AM	100m Freestyle Men Heat
23	11:18 AM	100m Freestyle Women He...

21 **400m Individual Medley Women Heat** Official

Entries Heats


Total							
Rank	Competitor	Age	Club	RT	FINA	Result	
1	<b>Tassicker N...</b>	17	Nga Tai Tuat...	+0.78		<b>5:07.36</b> Entry: 5:00.05 (+ 7.31)	QA
	50m: 31.58		100m: 1:07.32 (35.74)				
	150m: 1:47.27 (39.95)		200m: 2:26.35 (39.08)				
	250m: 3:11.16 (44.81)		300m: 3:56.40 (45.24)				
	350m: 4:32.94 (36.54)		400m: 5:07.36 (34.42)				
2	<b>McEwan Tal...</b>	17	Mt Maungan...	+0.74		<b>5:07.72</b> Entry: 4:57.21 (+ 10.51)	QA
	50m: 30.90		100m: 1:06.95 (36.05)				
	150m: 1:46.08 (39.13)		200m: 2:24.66 (38.58)				
	250m: 3:11.59 (46.93)		300m: 3:57.64 (46.05)				
	350m: 4:33.71 (36.07)		400m: 5:07.72 (34.01)				
3	<b>Asiata Dani...</b>	16	Howick Paku...	+0.64		<b>5:11.39</b> Entry: 4:59.33 (+ 12.06)	QB
	50m: 31.29		100m: 1:07.80 (36.51)				
	150m: 1:45.96 (38.16)		200m: 2:24.56 (38.60)				
	250m: 3:10.36 (45.80)		300m: 3:57.14 (46.78)				
	350m: 4:34.49 (37.35)		400m: 5:11.39 (36.90)				
4	<b>Finer Emilia</b>	18	Neptune Swi...	+0.78		<b>5:12.75</b> Entry: 5:09.35 (+ 3.40)	QA
	50m: 32.38		100m: 1:09.40 (37.02)				
	150m: 1:50.21 (40.81)		200m: 2:29.93 (39.72)				
	250m: 3:17.62 (47.69)		300m: 4:05.15 (47.53)				
	350m: 4:40.00 (34.85)		400m: 5:12.75 (32.75)				
5	<b>Twose Char...</b>	18	Coast Swim...	+0.70		<b>5:13.83</b> Entry: 5:00.27 (+ 13.56)	QA
	50m: 31.96		100m: 1:09.38 (37.42)				
	150m: 1:47.95 (38.57)		200m: 2:27.48 (39.53)				
	250m: 3:12.98 (45.50)		300m: 4:00.25 (47.27)				
	350m: 4:37.33 (37.08)		400m: 5:13.83 (36.50)				
6	<b>Adams Maia</b>	18	Raumati Swi...	+0.74		<b>5:13.99</b> Entry: 5:06.30 (+ 7.69)	QA
	50m: 31.42		100m: 1:08.33 (36.91)				
	150m: 1:49.44 (41.11)		200m: 2:30.63 (41.19)				
	250m: 3:15.49 (44.86)		300m: 4:01.35 (45.86)				
	350m: 4:38.12 (36.77)		400m: 5:13.99 (35.87)				
7	<b>Hurley Kate</b>	15	Pirates Swim...	+0.79		<b>5:17.22</b> Entry: 5:12.15 (+ 5.07)	QC
	50m: 32.32		100m: 1:10.81 (38.49)				
	150m: 1:52.62 (41.81)		200m: 2:33.66 (41.04)				
	250m: 3:18.63 (44.97)		300m: 4:03.73 (45.10)				
	350m: 4:41.23 (37.50)		400m: 5:17.22 (35.99)				
8	<b>Campion Al...</b>	16	United Swim...	+0.77		<b>5:19.05</b> Entry: 5:09.71 (+ 9.34)	QB


	50m: 31.98 150m: 1:52.07 (42.13) 250m: 3:18.49 (45.62) 350m: 4:42.53 (38.11)	100m: 1:09.94 (37.96) 200m: 2:32.87 (40.80) 300m: 4:04.42 (45.93) 400m: 5:19.05 (36.52)		
9	 <b>Swan Brooke</b>	16	 <b>Tasman Swi...</b> +0.64	<b>5:20.75</b> Entry: 5:15.75 (+ 5.00) QB
	50m: 31.90 150m: 1:52.17 (43.27) 250m: 3:22.05 (47.42) 350m: 4:46.35 (36.38)	100m: 1:08.90 (37.00) 200m: 2:34.63 (42.46) 300m: 4:09.97 (47.92) 400m: 5:20.75 (34.40)		
10	 <b>Hingston Fr...</b>	15	<b>United Swim...</b> +0.76	<b>5:20.83</b> Entry: 5:19.43 (+ 1.40) QC
	50m: 32.23 150m: 1:52.58 (42.02) 250m: 3:19.65 (46.08) 350m: 4:45.29 (37.87)	100m: 1:10.56 (38.33) 200m: 2:33.57 (40.99) 300m: 4:07.42 (47.77) 400m: 5:20.83 (35.54)		
11	 <b>Wong Alina</b>	16	 <b>Ice Breaker ...</b> +0.64	<b>5:21.30</b> Entry: 5:18.50 (+ 2.80) QB
	50m: 32.51 150m: 1:54.84 (42.29) 250m: 3:21.51 (47.26) 350m: 4:45.41 (36.38)	100m: 1:12.55 (40.04) 200m: 2:34.25 (39.41) 300m: 4:09.03 (47.52) 400m: 5:21.30 (35.89)		
12	 <b>Wilkinson Z...</b>	17	<b>Evolution Aq...</b> +0.75	<b>5:21.53</b> Entry: 5:14.27 (+ 7.26) QA
	50m: 33.12 150m: 1:51.85 (40.67) 250m: 3:19.43 (46.82) 350m: 4:45.40 (39.50)	100m: 1:11.18 (38.06) 200m: 2:32.61 (40.76) 300m: 4:05.90 (46.47) 400m: 5:21.53 (36.13)		
13	 <b>Quayle Bridie</b>	14	<b>Wharenui Sw...</b> +0.87	<b>5:23.00</b> Entry: 5:14.70 (+ 8.30) QD
	50m: 33.80 150m: 1:55.91 (41.19) 250m: 3:20.38 (44.38) 350m: 4:46.30 (39.79)	100m: 1:14.72 (40.92) 200m: 2:36.00 (40.09) 300m: 4:06.51 (46.13) 400m: 5:23.00 (36.70)		
14	 <b>King Hannah</b>	17	 <b>Aquagym S...</b> +0.78	<b>5:24.32</b> Entry: 5:14.00 (+ 10.32) QA
	50m: 33.13 150m: 1:59.02 (45.53) 250m: 3:26.82 (43.50) 350m: 4:48.53 (37.31)	100m: 1:13.49 (40.36) 200m: 2:43.32 (44.30) 300m: 4:11.22 (44.40) 400m: 5:24.32 (35.79)		
15	 <b>Botha Mich...</b>	17	<b>Howick Paku...</b> +0.75	<b>5:25.63</b> Entry: 5:25.27 (+ 0.36) QA
	50m: 33.69 150m: 1:54.80 (41.41) 250m: 3:23.45 (47.76) 350m: 4:49.29 (36.96)	100m: 1:13.39 (39.70) 200m: 2:35.69 (40.89) 300m: 4:12.33 (48.88) 400m: 5:25.63 (36.34)		
16	 <b>Wilson Ava</b>	14	<b>Carterton Sw...</b> +0.75	<b>5:26.09</b> Entry: 5:13.56 (+ 12.53) QD
	50m: 33.33 150m: 1:57.15 (41.50) 250m: 3:25.91 (48.35) 350m: 4:51.12 (36.03)	100m: 1:15.65 (42.32) 200m: 2:37.56 (40.41) 300m: 4:15.09 (49.18) 400m: 5:26.09 (34.97)		
17	 <b>Oliver Kendall</b>	17	<b>Howick Paku...</b> +0.76	<b>5:26.45</b> Entry: 5:26.30 (+ 0.15) QA
	50m: 32.34 150m: 1:52.40 (41.72) 250m: 3:21.33 (48.43) 350m: 4:49.58 (37.93)	100m: 1:10.68 (38.34) 200m: 2:32.90 (40.50) 300m: 4:11.65 (50.32) 400m: 5:26.45 (36.87)		
18	 <b>Hay Sophie</b>	16	 <b>Hamilton Aq...</b> +0.84	<b>5:27.07</b> Entry: 5:23.31 (+ 3.76) QB
	50m: 35.54 150m: 2:00.07 (42.54) 250m: 3:28.93 (46.91) 350m: 4:52.07 (35.76)	100m: 1:17.53 (41.99) 200m: 2:42.02 (41.95) 300m: 4:16.31 (47.38) 400m: 5:27.07 (35.00)		
19	 <b>Hamblyn-O...</b>	17	 <b>Coast Swim...</b> +0.71	<b>5:27.13</b> Entry: 5:30.00 (- 2.87) QA
	50m: 33.84 150m: 1:55.79 (43.24) 250m: 3:26.79 (49.45) 350m: 4:53.87 (36.92)	100m: 1:12.55 (38.71) 200m: 2:37.34 (41.55) 300m: 4:16.95 (50.16) 400m: 5:27.13 (33.26)		
20	 <b>Bates Olivia</b>	15	<b>Howick Paku...</b> +0.74	<b>5:27.17</b> Entry: 5:13.04 (+ 14.13) QC
	50m: 34.14 150m: 1:58.45 (43.40) 250m: 3:26.12 (46.08) 350m: 4:50.88 (38.31)	100m: 1:15.05 (40.91) 200m: 2:40.04 (41.59) 300m: 4:12.57 (46.45) 400m: 5:27.17 (36.29)		
21	 <b>Horton Mad...</b>	17	 <b>Jasi Swim C...</b> +0.71	<b>5:28.03</b> Entry: 5:07.96 (+ 20.07)
	50m: 32.28	100m: 1:12.47 (40.19)		



		150m: 1:55.81 (43.34) 250m: 3:25.87 (46.80) 350m: 4:51.21 (38.18)	200m: 2:39.07 (43.26) 300m: 4:13.03 (47.16) 400m: 5:28.03 (36.82)			
22	 <b>McIntosh Al...</b>	14	<b>Mt Wellingto...</b>	+0.77	<b>5:28.35</b> Entry: 5:27.11 (+ 1.24)	QD
		50m: 35.02 150m: 2:01.34 (43.43) 250m: 3:29.32 (45.53) 350m: 4:53.13 (37.51)	100m: 1:17.91 (42.89) 200m: 2:43.79 (42.45) 300m: 4:15.62 (46.30) 400m: 5:28.35 (35.22)			
23	 <b>Carter Violet</b>	13	 <b>Ice Breaker ...</b>	+0.82	<b>5:29.15</b> Entry: 5:36.54 (- 7.39)	QE
		50m: 34.79 150m: 1:59.75 (42.80) 250m: 3:27.32 (46.69) 350m: 4:53.12 (37.68)	100m: 1:16.95 (42.16) 200m: 2:40.63 (40.88) 300m: 4:15.44 (48.12) 400m: 5:29.15 (36.03)			
24	 <b>Reynolds M...</b>	15	<b>Howick Paku...</b>	+0.93	<b>5:29.27</b> Entry: 5:19.75 (+ 9.52)	QC
		50m: 34.41 150m: 1:57.38 (41.89) 250m: 3:28.03 (48.68) 350m: 4:53.04 (35.75)	100m: 1:15.49 (41.08) 200m: 2:39.35 (41.97) 300m: 4:17.29 (49.26) 400m: 5:29.27 (36.23)			
25	 <b>Sonerson C...</b>	16	<b>Pirates Swim...</b>	+0.74	<b>5:29.43</b> Entry: 5:16.32 (+ 13.11)	QB
		50m: 33.98 150m: 1:57.95 (41.81) 250m: 3:28.04 (49.04) 350m: 4:52.95 (36.43)	100m: 1:16.14 (42.16) 200m: 2:39.00 (41.05) 300m: 4:16.52 (48.48) 400m: 5:29.43 (36.48)			
26	 <b>Taylor Liv</b>	15	 <b>North Shore ...</b>	+0.74	<b>5:30.63</b> Entry: 5:30.49 (+ 0.14)	QC
		50m: 34.51 150m: 1:58.85 (42.50) 250m: 3:27.03 (45.94) 350m: 4:52.66 (38.92)	100m: 1:16.35 (41.84) 200m: 2:41.09 (42.24) 300m: 4:13.74 (46.71) 400m: 5:30.63 (37.97)			
27	 <b>Riley Ariella</b>	14	 <b>Hamilton Aq...</b>	+0.82	<b>5:31.04</b> Entry: 5:23.80 (+ 7.24)	QD
		50m: 34.89 150m: 2:01.17 (43.86) 250m: 3:31.65 (49.91) 350m: 4:55.90 (35.94)	100m: 1:17.31 (42.42) 200m: 2:41.74 (40.57) 300m: 4:19.96 (48.31) 400m: 5:31.04 (35.14)			
28	 <b>Grenfell Ann...</b>	15	 <b>Nelson Sout...</b>	+0.79	<b>5:31.39</b> Entry: 5:29.21 (+ 2.18)	QC
		50m: 33.38 150m: 1:52.54 (41.04) 250m: 3:24.24 (51.85) 350m: 4:53.01 (39.88)	100m: 1:11.50 (38.12) 200m: 2:32.39 (39.85) 300m: 4:13.13 (48.89) 400m: 5:31.39 (38.38)			
29	 <b>Raxworthy ...</b>	15	<b>Waterhole S...</b>	+0.73	<b>5:31.53</b> Entry: 5:29.05 (+ 2.48)	QC
		50m: 34.23 150m: 1:58.48 (43.46) 250m: 3:26.85 (45.96) 350m: 4:53.14 (39.22)	100m: 1:15.02 (40.79) 200m: 2:40.89 (42.41) 300m: 4:13.92 (47.07) 400m: 5:31.53 (38.39)			
30	 <b>Cowan Kate</b>	16	 <b>Vikings Swi...</b>	+0.72	<b>5:32.97</b> Entry: 5:25.73 (+ 7.24)	QB
		50m: 34.44 150m: 2:01.24 (43.03) 250m: 3:29.36 (46.00) 350m: 4:55.31 (39.57)	100m: 1:18.21 (43.77) 200m: 2:43.36 (42.12) 300m: 4:15.74 (46.38) 400m: 5:32.97 (37.66)			
31	 <b>Austin Amel...</b>	16	<b>St Paul's Swi...</b>	+0.79	<b>5:33.29</b> Entry: 5:22.87 (+ 10.42)	QB
		50m: 32.88 150m: 1:56.37 (45.12) 250m: 3:29.46 (49.11) 350m: 4:57.07 (37.82)	100m: 1:11.25 (38.37) 200m: 2:40.35 (43.98) 300m: 4:19.25 (49.79) 400m: 5:33.29 (36.22)			
32	 <b>Nelson Holly</b>	15	 <b>North Shore ...</b>	+0.76	<b>5:33.52</b> Entry: 5:21.92 (+ 11.60)	QC
		50m: 34.85 150m: 1:56.81 (41.63) 250m: 3:27.63 (50.85) 350m: 4:57.14 (38.24)	100m: 1:15.18 (40.33) 200m: 2:36.78 (39.97) 300m: 4:18.90 (51.27) 400m: 5:33.52 (36.38)			
33	 <b>Sasamoto R...</b>	14	<b>Enterprise S...</b>	+0.63	<b>5:35.08</b> Entry: 5:34.24 (+ 0.84)	QD
		50m: 34.29 150m: 1:55.30 (41.21) 250m: 3:27.15 (49.44) 350m: 4:57.95 (38.94)	100m: 1:14.09 (39.80) 200m: 2:37.71 (42.41) 300m: 4:19.01 (51.86) 400m: 5:35.08 (37.13)			
34	 <b>Conley Paige</b>	13	 <b>Whanganui ...</b>	+0.82	<b>5:36.47</b> Entry: 5:37.64 (- 1.17)	QE
		50m: 34.37 150m: 1:58.51 (43.34)	100m: 1:15.17 (40.80) 200m: 2:40.84 (42.33)			


250m: 3:32.79 (51.95) 300m: 4:25.01 (52.22)  
350m: 5:02.84 (37.83) 400m: 5:36.47 (33.63)

35	 <b>Nadilo Mari...</b>	14	 <b>Nga Tai Tuat...</b> +0.76	<b>5:36.65</b> Entry: 5:23.10 (+ 13.55)	QD
	50m: 33.76		100m: 1:14.86 (41.10)		
	150m: 1:57.81 (42.95)		200m: 2:39.53 (41.72)		
	250m: 3:30.09 (50.56)		300m: 4:21.89 (51.80)		
	350m: 4:58.75 (36.86)		400m: 5:36.65 (37.90)		

36	 <b>Shi Lisa</b>	14	<b>Howick Paku...</b> +0.70	<b>5:36.80</b> Entry: 5:29.42 (+ 7.38)	QD
	50m: 34.45		100m: 1:16.18 (41.73)		
	150m: 2:00.10 (43.92)		200m: 2:43.28 (43.18)		
	250m: 3:29.65 (46.37)		300m: 4:17.63 (47.98)		
	350m: 4:58.68 (41.05)		400m: 5:36.80 (38.12)		

37	 <b>Choliere (V)...</b>	14	<b>New Caledo...</b> +0.80	<b>5:36.88</b> Entry: 5:37.98 (- 1.10)	QD
	50m: 33.83		100m: 1:14.00 (40.17)		
	150m: 2:00.23 (46.23)		200m: 2:44.76 (44.53)		
	250m: 3:31.23 (46.47)		300m: 4:18.67 (47.44)		
	350m: 5:00.15 (41.48)		400m: 5:36.88 (36.73)		

38	 <b>McDowell El...</b>	15	 <b>Ashburton S...</b> +0.75	<b>5:38.30</b> Entry: 5:33.29 (+ 5.01)	QC
	50m: 34.17		100m: 1:15.81 (41.64)		
	150m: 1:59.48 (43.67)		200m: 2:40.47 (40.99)		
	250m: 3:30.49 (50.02)		300m: 4:22.32 (51.83)		
	350m: 5:01.22 (38.90)		400m: 5:38.30 (37.08)		

39	 <b>Yang Leah</b>	14	<b>Howick Paku...</b> +0.79	<b>5:42.83</b> Entry: 5:37.73 (+ 5.10)	QD
	50m: 33.92		100m: 1:13.18 (39.26)		
	150m: 2:00.47 (47.29)		200m: 2:45.91 (45.44)		
	250m: 3:34.45 (48.54)		300m: 4:24.05 (49.60)		
	350m: 5:05.39 (41.34)		400m: 5:42.83 (37.44)		

40	 <b>Brennan Eli...</b>	16	 <b>Coast Swim...</b> +0.71	<b>5:46.49</b> Entry: 5:30.11 (+ 16.38)	QB
	50m: 33.14		100m: 1:15.76 (42.62)		
	150m: 2:00.19 (44.43)		200m: 2:41.46 (41.27)		
	250m: 3:36.19 (54.73)		300m: 4:31.86 (55.67)		
	350m: 5:09.23 (37.37)		400m: 5:46.49 (37.26)		